

## Optimal verification of entanglement in a photonic cluster state experiment

This article has been downloaded from IOPscience. Please scroll down to see the full text article.

2011 New J. Phys. 13 033033

(<http://iopscience.iop.org/1367-2630/13/3/033033>)

View [the table of contents for this issue](#), or go to the [journal homepage](#) for more

Download details:

IP Address: 141.108.5.216

The article was downloaded on 22/03/2011 at 10:27

Please note that [terms and conditions apply](#).

## Optimal verification of entanglement in a photonic cluster state experiment

H Wunderlich<sup>1,5</sup>, G Vallone<sup>2,3</sup>, P Mataloni<sup>3,4</sup> and M B Plenio<sup>1</sup>

<sup>1</sup> Institut für Theoretische Physik, Universität Ulm, Albert Einstein-Allee 11, 89068 Ulm, Germany

<sup>2</sup> Centro Studi e Ricerche 'Enrico Fermi', Via Panisperna 89/A, Compendio del Viminale, Roma 00184, Italy

<sup>3</sup> Dipartimento di Fisica della 'Sapienza' Università di Roma, Roma 00185, Italy

<sup>4</sup> Istituto Nazionale di Ottica (INO-CNR), L.go E. Fermi 6, I-50125 Florence, Italy

E-mail: [harald.wunderlich@uni-ulm.de](mailto:harald.wunderlich@uni-ulm.de)

*New Journal of Physics* **13** (2011) 033033 (10pp)

Received 21 December 2010

Published 21 March 2011

Online at <http://www.njp.org/>

doi:10.1088/1367-2630/13/3/033033

**Abstract.** We report on the quantification of entanglement by means of entanglement measures on a four- and a six-qubit cluster state realized by using photons entangled both in polarization and linear momentum. This paper also addresses the question of the scaling of entanglement bounds from incomplete tomographic information on the density matrix under realistic experimental conditions.

<sup>5</sup> Author to whom any correspondence should be addressed.

**Contents**

<b>1. Introduction</b>	<b>2</b>
<b>2. Experimental setup</b>	<b>2</b>
2.1. Four-qubit cluster . . . . .	4
2.2. Six-qubit cluster . . . . .	4
<b>3. Results</b>	<b>5</b>
3.1. Quantitative entanglement verification . . . . .	5
3.2. Four-qubit cluster state . . . . .	6
3.3. Six-qubit cluster state . . . . .	8
<b>4. Conclusion</b>	<b>9</b>
<b>Acknowledgments</b>	<b>9</b>
<b>References</b>	<b>9</b>

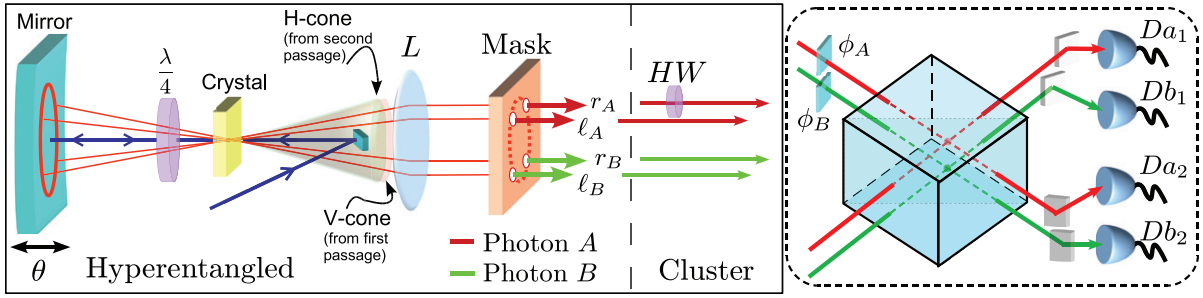
**1. Introduction**

Experiments in quantum information science (QIS) rely heavily on multipartite entangled quantum states. Cluster states [1], or more generally graph states, are a particular class of multipartite states that offer a diversity of applications in QIS, ranging from measurement-based quantum computation and error-correction codes to nonlocality tests. Due to the importance of graph states, considerable experimental effort has been made to realize them using photons [2]–[7] and cold atoms [8]. Proposals for trapped ions are also pursued [9]–[11].

In this paper, we characterize the four- and six-qubit cluster states realized in [6, 7, 12] in terms of fidelity, purity and entanglement. In particular, we quantify the amount of experimentally generated entanglement using entanglement measures [13]. Cluster states are uniquely defined by a set of correlation operators, which generate a group called the stabilizer. An interesting question this paper addresses is how bounds based on measurement results of the generator of the stabilizer alone scale with increasing system size under realistic conditions using the results developed in [14]–[16]. We compare the optimal bounds based on such measurements for the fidelity, purity and the robustness of entanglement [17]–[19] as well as the relative entropy of entanglement [20] with the density matrix obtained from all stabilizers in order to answer this question.

**2. Experimental setup**

Cluster states are particular multi-qubit entangled states associated with a graph. In the following, we denote the Pauli spin matrices acting on the Hilbert space of qubit  $q$  by  $X_q$ ,  $Y_q$  and  $Z_q$ . Given a lattice with  $n$  vertices and  $L$  links, an  $n$ -qubit cluster state can be defined by associating a qubit in the superposition state  $|+\rangle = \frac{1}{\sqrt{2}}(|0\rangle + |1\rangle)$  to each vertex and a control- $Z$  gate  $\text{CZ}_{ab} = |0\rangle_a\langle 0| \otimes \mathbb{1}_b + |1\rangle_a\langle 1| \otimes Z_b$  to each link between vertices  $a$  and  $b$ . In an equivalent way, the cluster state is defined as the unique eigenvector with positive eigenvalues of the  $n$  generators  $g_a$  defined as  $g_a = X_a \prod_{b \in \mathcal{N}_a} Z_b$ , where  $\mathcal{N}_a$  is the set of neighboring vertices linked with  $a$ . The set of operators  $\{g_a\}$  generate an Abelian group called the stabilizer  $\mathcal{S}$  of the underlying graph. Note that eigenstates of the generators with negative eigenvalues  $g_a|\{i\}\rangle = (-1)^{i_a}|\{i\}\rangle$  with  $|\{i\}\rangle = |i_1, \dots, i_n\rangle$  (the graph state basis states) are also referred to as



**Figure 1.** Left: source of polarization-path hyperentangled state. Right: measurement setup for the path DOF.

graph states in the literature. These states are equivalent to each other up to single-qubit unitary transformations and therefore have the same entanglement properties.

As an example, by considering a graph of four qubits linked in a row, the corresponding cluster is given by

$$|\Phi_4^{\text{lin}}\rangle = \frac{1}{2}(|+00+\rangle + |+01-\rangle + |-10+\rangle - |-11-\rangle). \quad (1)$$

One way of generating cluster states is using photons. A useful tool to realize multi-qubit states is represented by the so-called hyperentanglement (HE), i.e. the entanglement of two (or more) particles in several degrees of freedom (DOFs) [21]. Precisely, by using the source shown in figure 1, we can generate two photons hyperentangled in polarization and path,

$$|\Xi_4\rangle = \frac{1}{\sqrt{2}}(|H\rangle_A|H\rangle_B + |V\rangle_A|V\rangle_B) \otimes \frac{1}{\sqrt{2}}(|\ell\rangle_A|r\rangle_B - |r\rangle_A|\ell\rangle_B). \quad (2)$$

In the previous equation,  $|H\rangle$  ( $|V\rangle$ ) represent the horizontal (vertical) polarization state and  $|r\rangle$  and  $|\ell\rangle$  are the two modes (right and left) in which each photon ( $A$  and  $B$ ) can be emitted.

The two photons (at degenerate wavelength  $\lambda = 728$  nm) are emitted by the spontaneous parametric down conversion (SPDC) process in a nonlinear type-I  $\beta$ -barium-borate (BBO) crystal. The BBO crystal is shined by a vertically polarized continuous wave (cw)  $\text{Ar}^+$  laser ( $\lambda_p = 364$  nm). Polarization entanglement is generated by the double passage (back and forth, after the reflection on a spherical mirror) of the UV beam. The backward emission generates the so-called  $V$ -cone: the SPDC horizontally polarized photons passing twice through the quarter waveplate (QWP) are transformed into vertical polarized photons. The forward emission generates the  $H$ -cone. Temporal and spatial superpositions are, respectively, guaranteed by the long coherence time of the UV beam and by aligning the crystal at a distance from the spherical mirror, which is equal to its radius of curvature. In this way, the indistinguishability of the two perpendicularly polarized SPDC cones creates polarization entanglement: when two photons are detected, it is impossible to know in which pump passage through the crystal they have been generated. It is worth noting that the probability of double-pair emission (i.e. four photons) is negligible due to the low power of the cw pump beam ( $< 100$  mW). By translating the spherical mirror, it is possible to change the relative phase between the states  $|HH\rangle_{AB}$  and  $|VV\rangle_{AB}$ . A lens  $L$  located at a focal distance from the crystal transforms the conical emission into a cylindrical one.

Path entanglement can be generated by exploiting the properties of type-I phase matching. The two polarization-entangled photons are emitted over two opposite directions of the SPDC

cone. By selecting with a four-holed mask two pairs of correlated modes, thanks to the spatial coherence property of the source, the two photons are also entangled in path. We labeled the two pairs of correlated modes, as  $r_A - \ell_B$  and  $\ell_A - r_B$ . We set the relative phase between the two-pair emissions to the value  $\varphi = \pi$  by tilting thick glass on the photon paths. The state expressed in (2) encodes four qubits into two photons [22, 23].

### 2.1. Four-qubit cluster

The hyperentangled state may be transformed into a cluster state  $|C_4\rangle$  by using a waveplate with vertical optical axis and placed on the  $|r\rangle$  mode of the A photon. The waveplate acts as a  $\pi$ -phase shift on the state  $|V\rangle_B|r\rangle_B$ . When applied to  $|\Xi_4\rangle$  it generates the following cluster state,

$$|C_4\rangle = \frac{1}{2}(|H\ell\rangle_A|Hr\rangle_B - |Hr\rangle_A|H\ell\rangle_B + |V\ell\rangle_A|Vr\rangle_B + |Vr\rangle_A|V\ell\rangle_B). \quad (3)$$

By using the correspondence  $|H\rangle_{A,B} \leftrightarrow |0\rangle_{3,4}$ ,  $|V\rangle_{A,B} \leftrightarrow |1\rangle_{3,4}$ ,  $|\ell\rangle_{A,B} \leftrightarrow |0\rangle_{2,1}$ ,  $|r\rangle_{A,B} \leftrightarrow |1\rangle_{2,1}$ , the generated state  $|C_4\rangle$  is equivalent up to single-qubit unitaries to  $|\Phi_4^{\text{lin}}\rangle$ :  $|C_4\rangle = \mathcal{U}|\Phi_4^{\text{lin}}\rangle = X_1 H_1 \otimes Z_2 \otimes \mathbb{1}_3 \otimes H_4 |\Phi_4^{\text{lin}}\rangle$ , where  $H$  represents the Hadamard gate  $H = \frac{1}{\sqrt{2}}(X + Z)$ . The latter relation between  $|C_4\rangle$  and  $|\Phi_4^{\text{lin}}\rangle$ , implies that  $|C_4\rangle$  is the only common eigenstate of the generators  $\tilde{g}_a = \mathcal{U}g_a\mathcal{U}^{-1}$  obtained from  $g_a$  by changing  $X_1 \rightarrow Z_1$ ,  $Z_1 \rightarrow -X_1$ ,  $X_2 \rightarrow -X_2$  and  $X_4 \leftrightarrow Z_4$ .

### 2.2. Six-qubit cluster

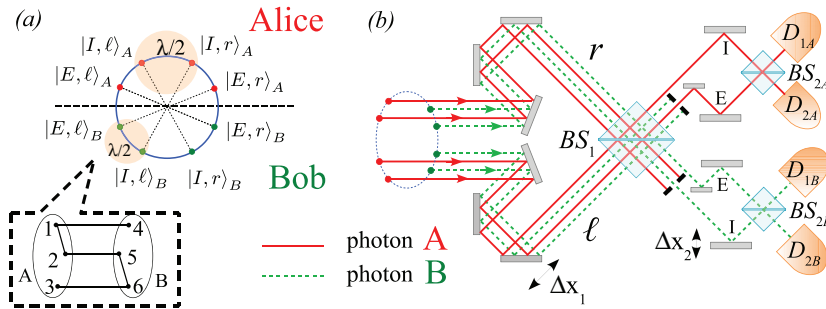
It is possible to add more qubits to the state by selecting more optical paths. Precisely, by selecting four pairs of modes, it is possible to generate a two-photon six-qubit hyperentangled state [24]. We labeled the four modes on which each photon can be emitted as  $|Er\rangle$ ,  $|E\ell\rangle$ ,  $|Ir\rangle$  and  $|I\ell\rangle$ , where  $E(I)$  stands for external (internal) mode (see figure 2(a)). The six-qubit hyperentangled state can be written as

$$|\Xi_6\rangle = \frac{1}{\sqrt{2}}(|H\rangle_A|H\rangle_B - |V\rangle_A|V\rangle_B) \otimes \frac{1}{\sqrt{2}}(|r\rangle_A|\ell\rangle_B + |\ell\rangle_A|r\rangle_B) \otimes \frac{1}{\sqrt{2}}(|E\rangle_A|E\rangle_B + |I\rangle_A|I\rangle_B). \quad (4)$$

As shown in figure 2(a), two half-waveplates are used to transform the previous state into the six-qubit linear cluster state [7, 12],

$$|\widetilde{\text{LC}}_6\rangle = \frac{1}{2} [ |EE\rangle|\phi^+\rangle_\pi|r\ell\rangle + |EE\rangle|\phi^-\rangle_\pi|\ell r\rangle + |II\rangle|\psi^+\rangle_\pi|r\ell\rangle - |II\rangle|\psi^-\rangle_\pi|\ell r\rangle ], \quad (5)$$

where  $|\psi^\pm\rangle_\pi = 1/\sqrt{2}(|HV\rangle \pm |VH\rangle)$  and  $|\phi^\pm\rangle_\pi = 1/\sqrt{2}(|HH\rangle \pm |VV\rangle)$ .  $|\widetilde{\text{LC}}_6\rangle$  corresponds to the graph shown in the inset of figure 2(a) up to single-qubit unitaries. Precisely,  $|\widetilde{\text{LC}}_6\rangle$  is the only common eigenstate (with +1 eigenvalues) of the generators  $\tilde{g}_i$  obtained from  $g_i$  by changing  $X_2 \leftrightarrow Z_2$ ,  $X_3 \rightarrow -Z_3$ ,  $Z_3 \rightarrow X_3$ ,  $X_4 \leftrightarrow Z_4$  and  $X_5 \rightarrow -X_5$ . In order to measure Pauli path operators, two cascade interferometers are implemented (see figure 2(b)).



**Figure 2.** Generation and measurement of the six-qubit linear cluster. (a) By selecting four pairs of correlated SPDC modes, a six-qubit polarization-path hyperentangled state can be generated. Two half-waveplates ( $\lambda/2$ ) are used to transform it into a six-qubit linear cluster state corresponding to the graph shown in the inset. (b) Two cascade interferometers are used for path measurement. The first  $BS_1$  performs the measurement in the  $\{|r\rangle, |\ell\rangle\}$  qubit for both photons, while the two beam splitters  $BS_{2A}$  and  $BS_{2B}$  perform the measurement in the  $\{|I\rangle, |E\rangle\}$  qubit for Alice and Bob photons, respectively. Each detection stage  $D_i$  is composed of a polarization analyzer (waveplates and polarizing beam splitter) followed by a single-photon detector. Two translation stages change the optical delay  $\Delta x_{1,2}$  to obtain the correct temporal superposition of the different modes.

### 3. Results

#### 3.1. Quantitative entanglement verification

The detection and quantification of entanglement has become a standard part of quantum information experiments. Methods for entanglement detection range from Bell inequalities over entanglement witnesses [25] to semidefinite programs [26, 27]. In order to quantify entanglement, it is necessary to evaluate an entanglement measure for the state under scrutiny [13]. Entanglement measures have the advantage that they do not only detect entanglement but they may also provide an operational meaning to the amount of entanglement in a given quantum state. Until today, many entanglement measures have been invented, and the choice of the appropriate measure depends on the specific task [13].

Here, we choose the global robustness of entanglement [17]–[19] and the relative entropy of entanglement [20]. Both measures are suitable to quantify graph state entanglement for the following reasons: cluster states were introduced as multipartite entangled states that exhibit a particular persistence against noise. While Greenberger–Horne–Zeilinger (GHZ) states become more vulnerable under noise with increasing system size, this is not the case for cluster states [1]. Hence, the robustness of entanglement is a measure that quantifies this property. The relative entropy provides an operational meaning for cluster states in the sense that it ‘counts’ the number of entangling gates. As shown in [28, 35], the relative entropy of entanglement for cluster states is proportional to the number of applied controlled-phase gates.

The relative entropy of entanglement is defined as [20]

$$E_R(\rho) = \min_{\sigma \in \text{Sep}} S(\rho|\sigma), \quad (6)$$

where Sep denotes the set of fully separable states, and  $S(\rho|\sigma) = \text{tr}[\rho(\log_2 \rho - \log_2 \sigma)]$ .

The global robustness of entanglement measures how much noise must be mixed into a given quantum state such that the mixture becomes separable [17]–[19],

$$R_G(\rho) = \min_{\sigma \in \mathcal{D}, s \in \mathbb{R}} \left\{ s : \frac{\rho + s\sigma}{1 + s} \in \text{Sep} \right\}, \quad (7)$$

where  $\mathcal{D}$  is the entire Hilbert space.

From a mathematical point of view, it is more convenient to relax the global robustness by replacing the set of fully separable states by the set of states with positive partial transpose (PPT), thus obtaining the following semidefinite program,

$$R_G^{\text{PPT}}(\rho) = \min \text{tr}\{\sigma\} \quad (8)$$

$$\text{subject to } \sigma \geq 0, \quad (9)$$

$$(\rho + \sigma)^\Gamma \geq 0. \quad (10)$$

Here,  $\Gamma$  denotes partial transposition with respect to a partition of choice. In principal, one could check all possible partitions. In this way, we have relaxed the global robustness to a PPT version that can be formulated as a semidefinite program. Hence, numerical tools such as convex optimization solvers are instantly available to evaluate this measure [29].

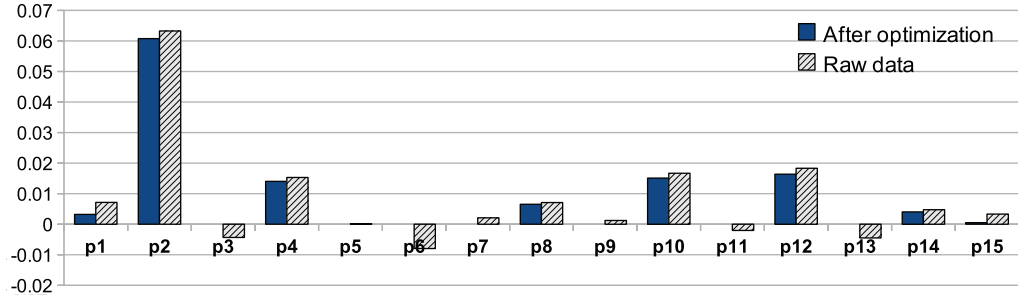
### 3.2. Four-qubit cluster state

To verify the creation of the four-qubit cluster state, all elements of the stabilizer group were measured [30]. As the measurements were local measurements, also statistics of single Pauli operators are available. These local measurements do not contribute to the fidelity, but they allow us to improve bounds on entanglement measures as those are restricted minimizations that can only improve when more constraints are added [32]. Using the measured data, we calculated the raw fidelity  $F_{|C_4\rangle} = \frac{1}{16} \sum_{\{k_a\}=0}^1 \langle S_{k_1 k_2 k_3 k_4} \rangle = 0.880 \pm 0.013$  [30], where  $S_{k_1 k_2 k_3 k_4} = \prod_{a=1}^4 (g_a)^{k_a}$  are the 16 stabilizers built as all possible products of generators. The raw purity is found to be  $P(\rho) = \text{tr}(\rho^2) = 0.779 \pm 0.005$ . From the raw data, it is possible to obtain the fidelity with all possible graph state bases  $|\{i\}\rangle\langle\{i\}|$  since  $|\{i\}\rangle\langle\{i\}| = \frac{1}{16} \sum_{\{k\}} S_{\{k\}} (-1)^{\mathbf{i} \cdot \mathbf{k}}$  with  $\mathbf{i} \cdot \mathbf{k} = \sum_{a=1}^4 i_a k_a$ . Some of the raw fidelities are negative because of experimental inaccuracies and statistical fluctuations of coincidence counts (the same problem arises in quantum state tomography [31]). To solve the problem, we applied a maximum likelihood estimation. We determine the physical density matrix diagonal in the graph state basis and written as

$$\rho_{\text{phys}} = \sum_{\{k\}} p_{\{k\}} |\{k\}\rangle\langle\{k\}|, \quad p_{\{k\}} \geq 0, \quad (11)$$

which is most compatible with the experimental data. The value of the optimized  $p_{0000}$  corresponds to the fidelity with the cluster state, with value equal to 0.880, which is completely compatible with the raw fidelity. The other values of the optimized  $p_{\{k\}}$  are shown in figure 3. The optimized purity is given by  $P_{\text{opt}} = \sum_{\{k\}} (p_{\{k\}})^2 = 0.778$ , again compatible with the raw value.

While for few-qubit systems the determination of the whole stabilizer is feasible, this is not the case for large graph states. Therefore, it is natural to ask which bounds on the fidelity, purity and entanglement can be obtained from incomplete information on the density matrix [32]–[34], e.g. from measuring generators of a graph state only; and how do such bounds scale with system size under realistic conditions?



**Figure 3.** Raw and optimized values of  $p_{\{k\}}$  for the four-qubit cluster state. Each value corresponds to a given  $p_{\{k\}}$  according to the correspondence  $\{k\} \leftrightarrow 8k_4 + 4k_3 + 2k_2 + k_1$ .

**Table 1.** Four-qubit cluster state: measurement results of generators.

Generators	Measurement outcomes
$g_1 = -Z_1 \otimes Z_2 \otimes \mathbb{1}_3 \otimes \mathbb{1}_4$	$0.994 \pm 0.001$
$g_2 = -X_1 \otimes X_2 \otimes Z_3 \otimes \mathbb{1}_4$	$0.849 \pm 0.003$
$g_3 = \mathbb{1}_1 \otimes Z_2 \otimes X_3 \otimes X_4$	$0.937 \pm 0.003$
$g_4 = \mathbb{1}_1 \otimes \mathbb{1}_2 \otimes Z_3 \otimes Z_4$	$0.911 \pm 0.002$

Let us consider the estimation of the fidelity from information on the generators only. This is formulated as a worst-case estimation [14]

$$F_{\min} = \min_{\rho} \{F(\rho) : \text{tr}(\rho g_i) = a_i, \rho \geq 0\}, \quad (12)$$

where  $g_i$  are the generators of the graph for  $i = 1, \dots, 4$  with corresponding measurement outcomes  $a_i$ , and  $g_0 = \mathbb{1}$ . Remarkably, this problem can be solved optimally, leading to a solution of the analytic form [14]

$$F_{\min} = \max \left\{ 0, \frac{\sum_{i=1}^n |a_i| - n + 2}{2} \right\} \quad (13)$$

for  $n$  qubits and holds for all stabilizer operators with spectrum  $\{+1, -1\}$ . One may quickly check that the optimal lower bound on the fidelity consistent with the measurements of the generators (see table (1)) is given by  $F_{\min} = 0.846 \pm 0.009$ . The relative loss of information on the fidelity is therefore only around 5%, even though only 4 out of the 16 elements of the stabilizer were determined. It is also possible to optimally estimate the purity using only generator measurements. Following the techniques of [15], we obtain a minimal purity consistent with such measurements of  $P_{\min} = 0.715 \pm 0.014$ .

Quantifying the experimentally created entanglement is achieved by evaluating the global robustness of entanglement and the relative entropy. The density matrix reconstructed from the stabilizer measurements and local observables obtained as a side product of the stabilizer measurements serves as the input for the semidefinite program (8), where we evaluate the global robustness with the constraint of positivity of the partial transpose with respect to all partitions. We find that the PPT-robustness is given by  $R_G^{\text{PPT}} = 2.519 \pm 0.012$ . Note that this value represents a lower bound to the global robustness in its standard version (7). It is straightforward to compute the logarithmic global robustness:  $\text{LR}_G^{\text{PPT}} = 1.817 \pm 0.005$ , which is not far from its desired value of 2.



**Table 2.** Six-qubit cluster state: measurement results of generators.

Generators	Measurement outcomes
$g_1 = X_1 \otimes X_2 \otimes \mathbb{1}_3 \otimes X_4 \otimes \mathbb{1}_5 \otimes \mathbb{1}_6$	$0.593 \pm 0.008$
$g_2 = Z_1 \otimes Z_2 \otimes \mathbb{1}_3 \otimes \mathbb{1}_4 \otimes Z_5 \otimes \mathbb{1}_6$	$0.879 \pm 0.005$
$g_3 = -\mathbb{1}_1 \otimes \mathbb{1}_2 \otimes Z_3 \otimes \mathbb{1}_4 \otimes \mathbb{1}_5 \otimes Z_6$	$0.998 \pm 0.001$
$g_4 = Z_1 \otimes \mathbb{1}_2 \otimes \mathbb{1}_3 \otimes Z_4 \otimes \mathbb{1}_5 \otimes \mathbb{1}_6$	$0.997 \pm 0.001$
$g_5 = -\mathbb{1}_1 \otimes X_2 \otimes \mathbb{1}_3 \otimes \mathbb{1}_4 \otimes X_5 \otimes Z_6$	$0.791 \pm 0.006$
$g_6 = \mathbb{1}_1 \otimes \mathbb{1}_2 \otimes X_3 \otimes \mathbb{1}_4 \otimes Z_5 \otimes X_6$	$0.831 \pm 0.006$

As in the case of the fidelity, one might ask which bound on the entanglement can be obtained from generator measurements alone. Here, the estimation is analogously formulated as a minimization of the measure over states consistent with the measurement data

$$R_{G_{\min}} = \min_{\rho} \{R_G(\rho) : \text{tr}(\rho g_i) = a_i, \rho \geq 0\}. \quad (14)$$

A lower bound to this problem was derived in [16], namely  $R_{G_{\min}} = \max\{0, 2^{|B|} (\frac{\sum_{i=1}^n |a_i| - n + 2}{2}) - 1\}$ . Here,  $B$  denotes the smaller set of qubits resulting from a coloring of the system into two colors, say amber  $A$  and blue  $B$  with  $|A| \geq |B|$  (see [35] for more details). With this formula, we attain the following analytic bound on the global robustness based on the outcomes of the generators only [16],

$$R_{G_{\min}} = 2.384 \pm 0.036. \quad (15)$$

In turn, one can then easily compute an analytic bound on the logarithmic global robustness:  $LR_{G_{\min}} = 1.759$ .

The relative entropy can also be bounded from below using techniques presented in [16]. The problem reads

$$E_{R_{\min}} = \min_{\rho} \{E_R(\rho) : \text{tr}(\rho g_i) = a_i, \rho \geq 0\}. \quad (16)$$

A lower bound to this minimization is given by

$$E_{R_{\min}} = \max \left\{ 0, |B| - \sum_i H(p_i) \right\}, \quad (17)$$

where  $p_i = \frac{1+a_i}{2}$  and  $H(x) = -x \log(x) - (1-x) \log(1-x)$  is the classical entropy function. Then, by merit of equation (17), we achieve the following bound on the relative entropy of entanglement:  $E_{R_{\min}} = 1.120 \pm 0.021$ . Using all stabilizer measurements, we find a lower bound to the relative entropy of  $1.449 \pm 0.013$ . Hence, the relative difference of the entanglement bounds of the relative entropy is considerably larger than the relative difference of the estimate of the robustness to its real value.

### 3.3. Six-qubit cluster state

The six-qubit cluster state is verified utilizing the same techniques as in the four-qubit case. All 64 stabilizer operators were measured and mapped to a density matrix via maximum likelihood, giving a fidelity of  $F = 0.645 \pm 0.006$ . Estimating the fidelity from the generators alone gives  $F_{\min} = 0.545 \pm 0.027$  (see table 2).

**Table 3.** Summary of experimental results.

	Fidelity	Purity	Minimal global robustness	Minimal relative entropy
Four qubits	$0.880 \pm 0.006$	$0.778 \pm 0.005$	$2.519 \pm 0.012$	$1.449 \pm 0.013$
Six qubits	$0.645 \pm 0.006$	$0.424 \pm 0.010$	$4.507 \pm 0.047$	$1.492 \pm 0.027$

Next, we obtain for the purity  $P(\rho) = \text{tr}(\rho^2) = 0.424 \pm 0.010$ , and the worst-case purity estimate from the generators  $P_{\min} = 0.297 \pm 0.015$ . We compute the PPT-robustness for the reconstructed state and find  $R_G^{\text{PPT}} = 4.507 \pm 0.047$  resulting in a logarithmic PPT-robustness of  $\text{LR}_G^{\text{PPT}} = 2.461$ . If one only measures the generators of the stabilizer, one obtains  $R_{G_{\min}} = 3.360 \pm 0.216$  and  $\text{LR}_{G_{\min}} = \log(1 + R_{G_{\min}}) = 2.124$ , respectively. This means that despite the lower fidelity and lower fidelity estimate, one obtains a higher bound on the entanglement, even though only 6 out of the 64 elements of the stabilizer are used to obtain the bound.

To obtain a bound on a second measure, the relative entropy of entanglement, we use equation (17) to obtain  $E_{R_{\min}} = 1.013 \pm 0.046$ . Using all stabilizer measurements, one obtains a lower bound to the relative entropy of 1.492  $\pm$  0.027.

#### 4. Conclusion

We have presented the creation of four- and six-qubit cluster states using photons. The cluster state entanglement was encoded in path and polarization DOF, thus rendering the state hyperentangled. A summary of the relevant characteristics of the created states is given in table 3. The created state could serve as the basis for one-way quantum computation and represents an important step in realizing optical quantum computing.

The experimentally created entanglement was quantified in terms of entanglement measures, namely the global robustness of entanglement and the relative entropy of entanglement. Our results also give an insight into the question how analytic bounds from incomplete tomographic information scale with the system size under realistic noisy conditions. Our results demonstrate that despite the decreasing fidelity and purity of the state, one can still infer higher amounts of entanglement with a number of observables, which is linear in the number of constituents.

#### Acknowledgments

We thank E Pomarico, R Ceccarelli and G Donati for their contribution to the measurements presented in [6, 7, 12, 30]. This work was supported by the EU Integrated Project Q-ESSENCE, the EU STREP project HIP and by an Alexander von Humboldt Professorship.

#### References

- [1] Briegel H J and Raussendorf R 2001 *Phys. Rev. Lett.* **86** 910
- [2] Walther P *et al* 2005 *Nature* **434** 169
- [3] Kiesel N *et al* 2005 *Phys. Rev. Lett.* **95** 210502
- [4] Lu C Y *et al* 2007 *Nat. Phys.* **3** 91

- [5] Chen K *et al* 2007 *Phys. Rev. Lett.* **99** 120503
- [6] Vallone G, Pomarico E, De Martini F and Mataloni P 2007 *Phys. Rev. Lett.* **98** 180502
- [7] Ceccarelli R, Vallone G, De Martini F, Mataloni P and Cabello A 2009 *Phys. Rev. Lett.* **103** 160401
- [8] Mandel O, Greiner M, Widera A, Rom T, Hänsch T W and Bloch I 2003 *Nature* **425** 937
- [9] Wunderlich H, Wunderlich Chr, Singer K and Schmidt-Kaler F 2009 *Phys. Rev. A* **79** 052324
- [10] Stock R and James D F 2009 *Phys. Rev. Lett.* **102** 170501
- [11] Ivanov P A, Vitanov N V and Plenio M B 2008 *Phys. Rev. A* **78** 12323
- [12] Vallone G, Donati G, Ceccarelli R and Mataloni P 2010 *Phys. Rev. A* **81** 052301
- [13] Plenio M B and Virmani S 2007 *Quantum. Inf. Comput.* **7** 1
- [14] Wunderlich H and Plenio M B 2009 *J. Mod. Opt.* **56** 2100
- [15] Wunderlich H and Plenio M B 2010 *Int. J. Quantum. Inf.* **8** 32535
- [16] Wunderlich H, Virmani S and Plenio M B 2010 *New J. Phys.* **12** 08306
- [17] Vidal G and Tarrach R 1999 *Phys. Rev. A* **59** 141
- [18] Harrow A and Nielsen M A 2003 *Phys. Rev. A* **68** 012308
- [19] Steiner M 2003 *Phys. Rev. A* **67** 054305
- [20] Vedral V and Plenio M B 1998 *Phys. Rev. A* **57** 1619
- [21] Kwiat P G 1997 *J. Mod. Opt.* **44** 2173
- [22] Barbieri M, Cinelli C, Mataloni P and De Martini F 2005 *Phys. Rev. A* **72** 052110
- [23] Cinelli C, Barbieri M, De Martini F and Mataloni P 2005 *Laser Phys.* **15** 124
- [24] Vallone G, Ceccarelli R, De Martini F and Mataloni P 2009 *Phys. Rev. A* **79** 030301
- [25] Tóth G and Gühne O 2009 *Phys. Rep.* **474** 1
- [26] Doherty A C, Parrilo P A and Spedalieri F M 2002 *Phys. Rev. Lett.* **88** 187904
- [27] Navascués M, Owari M and Plenio M B 2009 *Phys. Rev. Lett.* **103** 160404
- [28] Anders J, Markham D, Vedral V and Hajdušek M 2008 *Found. Phys.* **38** 506
- [29] Sturm J F 1999 *Optim. Methods Softw.* **11** 625
- [30] Vallone G, Pomarico E, De Martini F and Mataloni P 2008 *Phys. Rev. A* **78** 042335
- [31] James D F V, Kwiat P G, Munro W J and White 2001 *Phys. Rev. A* **64** 052312
- [32] Audenaert K M R and Plenio M B 2006 *New J. Phys.* **8** 266
- [33] Eisert J, Brandão F G S L and Audenaert K M R 2007 *New J. Phys.* **9** 46
- [34] Gühne O, Reimpell M and Werner R F 2007 *Phys. Rev. Lett.* **98** 110502
- [35] Markham D, Miyake A and Virmani S 2007 *New J. Phys.* **9** 194